



Q.PEAK-G4.1 290-305

Q.ANTUM SOLAR MODULE

The new high-performance module **Q.PEAK-G4.1** is the ideal solution for residential buildings thanks to its innovative cell technology **Q.ANTUM**. The world-record cell design was developed to achieve the best performance under real conditions – even with low radiation intensity and on clear, hot summer days.



Q.ANTUM TECHNOLOGY: LOW LEVELIZED COST OF ELECTRICITY

Higher yield per surface area and lower BOS costs and higher power classes and an efficiency rate of up to 18.6%.



INNOVATIVE ALL-WEATHER TECHNOLOGY

Optimal yields, whatever the weather with excellent low-light and temperature behaviour.



ENDURING HIGH PERFORMANCE

Long-term yield security with Anti-PID Technology¹, Hot-Spot Protect and Traceable Quality Tra.Q™.



EXTREME WEATHER RATING

High-tech aluminium alloy frame, certified for high snow (5400 Pa) and wind loads (4000 Pa).



MAXIMUM COST REDUCTIONS

Up to 10% lower logistics costs due to higher module capacity per box.



A RELIABLE INVESTMENT

Inclusive 12-year product warranty and 25-year linear performance warranty².



THE IDEAL SOLUTION FOR:



Rooftop arrays on residential buildings

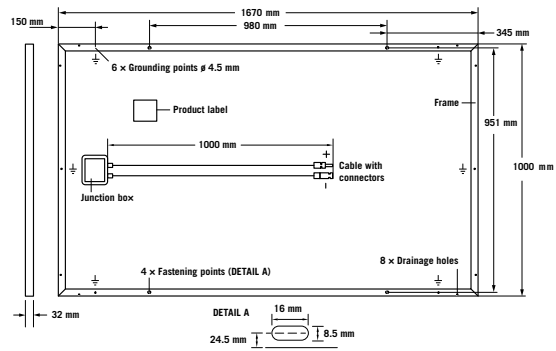
Engineered in **Germany**

¹ APT test conditions: Cells at -1500V against grounded, with conductive metal foil covered module surface, 25 °C, 168h

² See data sheet on rear for further information.

MECHANICAL SPECIFICATION

Format	1670 mm × 1000 mm × 32 mm (including frame)
Weight	18.8 kg
Front Cover	3.2 mm thermally pre-stressed glass with anti-reflection technology
Back Cover	Composite film
Frame	Black anodised aluminium
Cell	6 × 10 monocrystalline Q.ANTUM solar cells
Junction box	66-77 mm × 111-90 mm × 15-19 mm Protection class IP67, with bypass diodes
Cable	4 mm ² Solar cable; (+) 1000 mm, (-) 1000 mm
Connector	Multi-Contact MC4 or MC4 intermateable, IP68

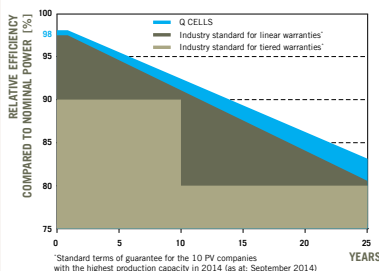


ELECTRICAL CHARACTERISTICS

POWER CLASS			290	295	300	305
MINIMUM PERFORMANCE AT STANDARD TEST CONDITIONS, STC¹ (POWER TOLERANCE +5W / -0W)						
Minimum	Power at MPP²	P_{MPP} [W]	290	295	300	305
	Short Circuit Current*	I_{SC} [A]	9.63	9.70	9.77	9.84
	Open Circuit Voltage*	V_{OC} [V]	39.19	39.48	39.76	40.05
	Current at MPP*	I_{MPP} [A]	9.07	9.17	9.26	9.35
	Voltage at MPP*	V_{MPP} [V]	31.96	32.19	32.41	32.62
	Efficiency²	η [%]	≥ 17.4	≥ 17.7	≥ 18.0	≥ 18.3
MINIMUM PERFORMANCE AT NORMAL OPERATING CONDITIONS, NOC³						
Minimum	Power at MPP²	P_{MPP} [W]	214.4	218.1	221.8	225.5
	Short Circuit Current*	I_{SC} [A]	7.77	7.82	7.88	7.94
	Open Circuit Voltage*	V_{OC} [V]	36.65	36.92	37.19	37.46
	Current at MPP*	I_{MPP} [A]	7.12	7.20	7.27	7.35
	Voltage at MPP*	V_{MPP} [V]	30.12	30.30	30.49	30.67

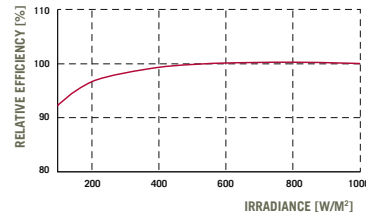
¹1000 W/m², 25 °C, spectrum AM 1.5G ²Measurement tolerances STC ± 3%; NOC ± 5% ³800 W/m², NOCT, spectrum AM 1.5G * typical values, actual values may differ

Q CELLS PERFORMANCE WARRANTY



At least 98% of nominal power during first year. Thereafter max. 0.6% degradation per year.
At least 92.6% of nominal power up to 10 years.
At least 83.6% of nominal power up to 25 years.
All data within measurement tolerances. Full warranties in accordance with the warranty terms of the Q CELLS sales organisation of your respective country.

PERFORMANCE AT LOW IRRADIANCE



Typical module performance under low irradiance conditions in comparison to STC conditions (25 °C, 1000 W/m²).

TEMPERATURE COEFFICIENTS

Temperature Coefficient of I_{SC}	α [%/K]	+0.04	Temperature Coefficient of V_{OC}	β [%/K]	-0.28
Temperature Coefficient of P_{MPP}	γ [%/K]	-0.39	Normal Operating Cell Temperature	NOCT [°C]	45

PROPERTIES FOR SYSTEM DESIGN

Maximum System Voltage	V_{SYS} [V]	1000	Safety Class	II
Maximum Reverse Current	I_R [A]	20	Fire Rating	C
Wind/Snow Load (Test-load in accordance with IEC 61215)	[Pa]	4000/5400	Permitted Module Temperature On Continuous Duty	-40 °C up to +85 °C

QUALIFICATIONS AND CERTIFICATES

VDE Quality Tested, IEC 61215 (Ed. 2); IEC 61730 (Ed. 1), Application class A
This data sheet complies with DIN EN 50380.



PARTNER

NOTE: Installation instructions must be followed. See the installation and operating manual or contact our technical service department for further information on approved installation and use of this product.

Hanwha Q CELLS GmbH
Sonnenallee 17-21, 06766 Bitterfeld-Wolfen, Germany | TEL +49 (0)3494 66 99-23444 | FAX +49 (0)3494 66 99-23000 | EMAIL sales@q-cells.com | WEB www.q-cells.com

Engineered in Germany

Q CELLS